








HOW TO MAKE A TOOTH FAIRY DOOR

What you need – Option 1

-  1 cup PVA Glue
-  1 ½ cups of cornflour
-  1 teaspoon lemon juice
-  1 tablespoon baby oil

– Option 2 (Salt Dough*)

-  1 cup salt
-  1 cup flour
-  Water to mix

What to do:

Make a dough using one of the options above and mould into your desired door shape.

Both are air drying. Once dry paint – you can even add glitter or gems to the door. Glue the door onto your skirting board.

**If making salt dough please ensure young children do not try and eat.*



We would love to see your designs email these to info@playscotland.org