






## HOW TO MAKE MOON SAND

Great for Sensory Play

What you need:

-  4 cups play sand
-  2 cups corn flour
-  1 cup water
-  2 tbsp coloured powder paint (*optional should you wish coloured sand*)
-  Lots of glitter (*optional should you wish glitter moon sand*)

What to do:

Method:

- In a bowl mix the sand and cornflour. Add the water in small amounts, mixing it in as you go along. You are looking for a texture like crumbly pastry mix. It should not be wet, but feel slightly damp.
- Should you wish to add colour/glitter do at this stage
- Store in air tight container.
- Play!

**Tip: you can use pastry cutters to make your own moon sand shapes.**

